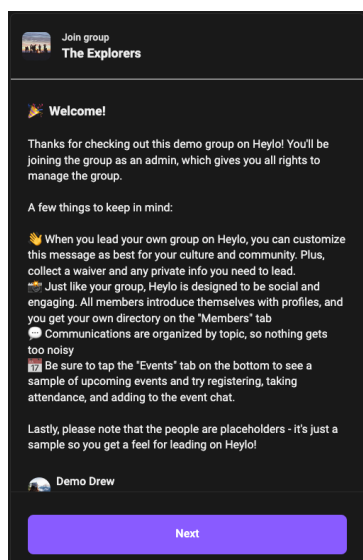


Join a group

09/10/2024 8:24 am PDT

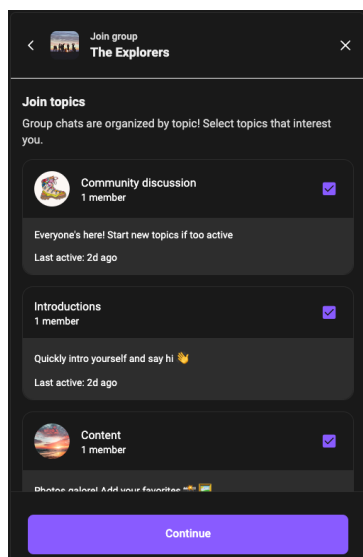
Heylo makes it seamless to join a group. When joining a group on Heylo, members are set up for success in seconds. Here is the onboarding experience for new members:

1. [Optional] Sign group waiver
2. Receive a [welcome message](#) from the group leader



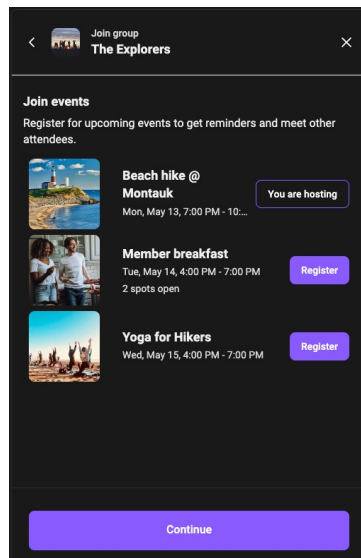
3. Complete brief [profile](#)

4. Join [group chats](#)



5. Join [events](#)

- 6.



[Optional] If the group collects [mandatory membership dues](#), complete payment

That's it! New members are automatically added to the [member directory](#) and can start to see [events](#), [communications](#), and other [members](#) with profiles.

To [join a group on Heylo](#), search by the name of the group. Search is limited to just the group name. Groups can also be listed as private on Heylo. Private groups require a specific invite link to join and cannot be searched.

Members who join a group can see groups that other members belong to. Groups that are not private are also listed on [members' profiles](#). Groups that a member is connected to are listed in "Discover groups" in the top left of Heylo.
